

Scaled data based on original data using
LM-79-08 Approved Method: Electrical and Photometric Measurements of Solid-
State Lighting Products

Test Report Prepared for
Cooper Lighting Solutions
(formerly Eaton)

Brand: STREETWORKS

Report Number: P455668

Luminaire Tested: **GLAN-SA6D-760-U-T4FT**

Issue Date: 1/4/2021

Test Information

Test Method: LM-79-08
Report Number: P455668
TEST IS SCALED FROM IESNA LM-79-08 TEST DATA (G3-2011-042-28)
Test Lab: INNOVATION CENTER
Issue Date: 1/4/2021
Manufacturer: COOPER LIGHTING SOLUTIONS (FORMERLY EATON)
Product Line: STREETWORKS
Catalog Number: GLAN-SA6D-760-U-T4FT
Description: GALLEON AREA AND ROADWAY LUMINAIRE
(6) 70 CRI, 5700K, 1200mA LIGHTSQUARES WITH 16 LEDS EACH AND TYPE IV FORWARD THROW OPTICS
Light Source: -
Ballast/Driver: ELECTRONIC DRIVER

Summary

Lumens per Lamp: N/A
Luminaire Lumens: 45772 lumens
Efficiency: N/A
Efficacy: 124.4 lumens/watt
Luminous Opening: Rectangular (W 1.5' x L: 1' x H: 0')
IES Classification: Type IV - Short
BUG Rating: B4 - U0 - G5

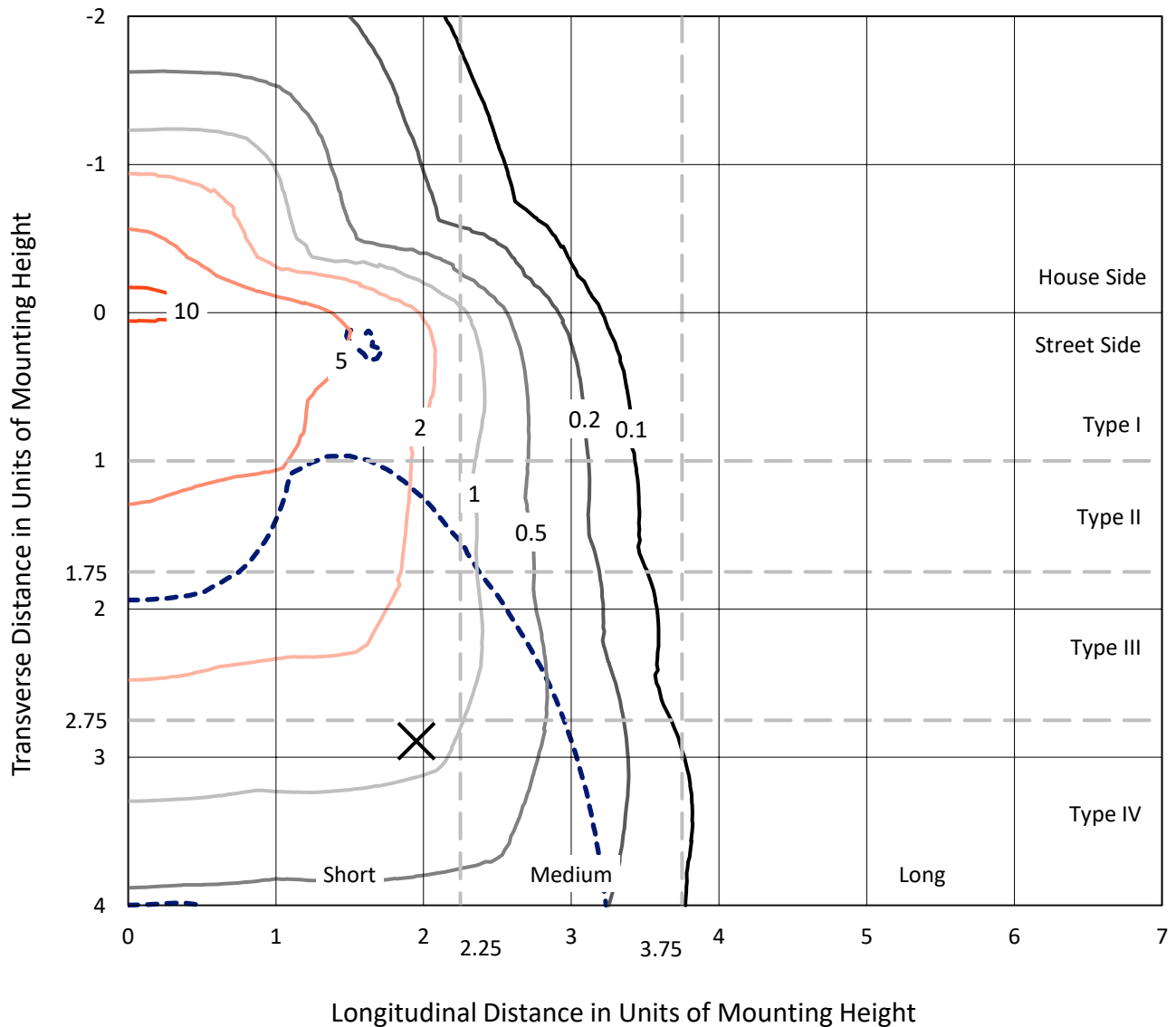
Input Watts (W): 368
Input Voltage (V): NR
Input Current (A_{in}): NR
Voltage Rise (V): NR
Power Factor: NR
Total Harmonic Distortion (THDi): NR
Frequency (hertz): 60
Stabilization Time: NR
Operation Time: NR
Ambient Temperature (°C): NR
Test Distance: 24 FT



REPORT NUMBER: P455668
 CATALOG NUMBER: GLAN-SA6D-760-U-T4FT

Iso-Footcandle Lines of Horizontal Illumination

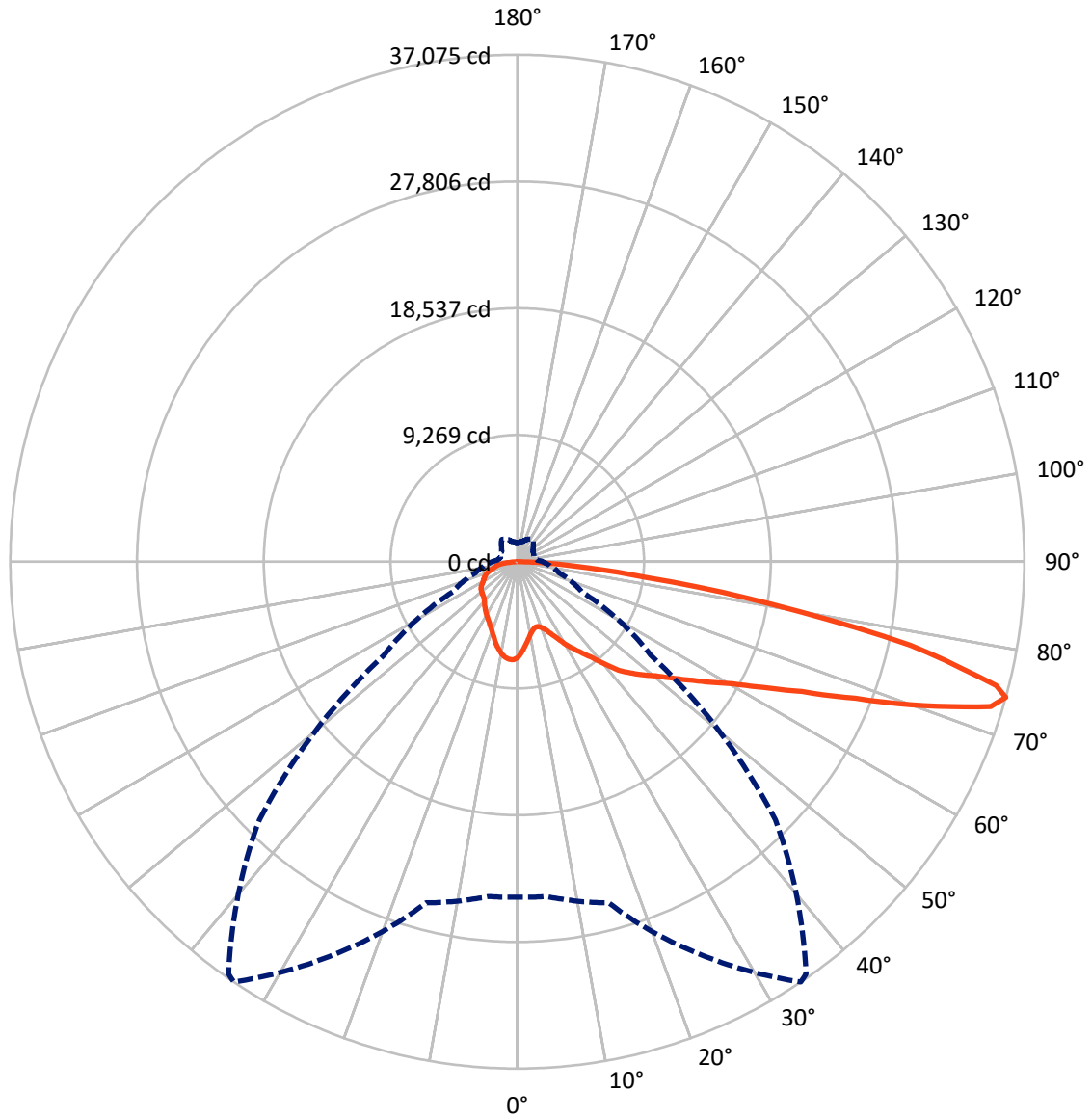
✕ Max cd
 - - - 1/2 Max cd



Based on 25 foot mounting height. Maximum calculated value = 11.2 fc
 Type IV - Short - N/A

REPORT NUMBER: P455668
CATALOG NUMBER: GLAN-SA6D-760-U-T4FT

Luminous Intensity Polar Plot



— Vertical Plane Through 34-Deg Lateral - - - Horizontal Cone Through 74-Deg Vertical

REPORT NUMBER: P455668

CATALOG NUMBER: GLAN-SA6D-760-U-T4FT

FLUX DISTRIBUTION:

		Downward	Upward	Total
House Side	Lumens	9740.6	0.0	9740.6
	% Fixture	21.3	0.0	21.3
Street Side	Lumens	36031.4	0.0	36031.4
	% Fixture	78.7	0.0	78.7
Total	Lumens	45772.0	0.0	45772.0
	% Fixture	100.0	0.0	100.0

ZONAL LUMENS:

Zone	Lumens	% Fixture
0°-10°	635.6	1.4
10°-20°	1739.8	3.8
20°-30°	2868.6	6.3
30°-40°	4296.8	9.4
40°-50°	6246.3	13.6
50°-60°	8724.7	19.1
60°-70°	10922.8	23.9
70°-80°	9032.3	19.7
80°-90°	1305.1	2.9
90°-100°	0.0	0.0
100°-110°	0.0	0.0
110°-120°	0.0	0.0
120°-130°	0.0	0.0
130°-140°	0.0	0.0
140°-150°	0.0	0.0
150°-160°	0.0	0.0
160°-170°	0.0	0.0
170°-180°	0.0	0.0
0°-90°	45772.0	100.0
0°-180°	45772.0	100.0

Coefficient of Utilization



REPORT NUMBER: P455668

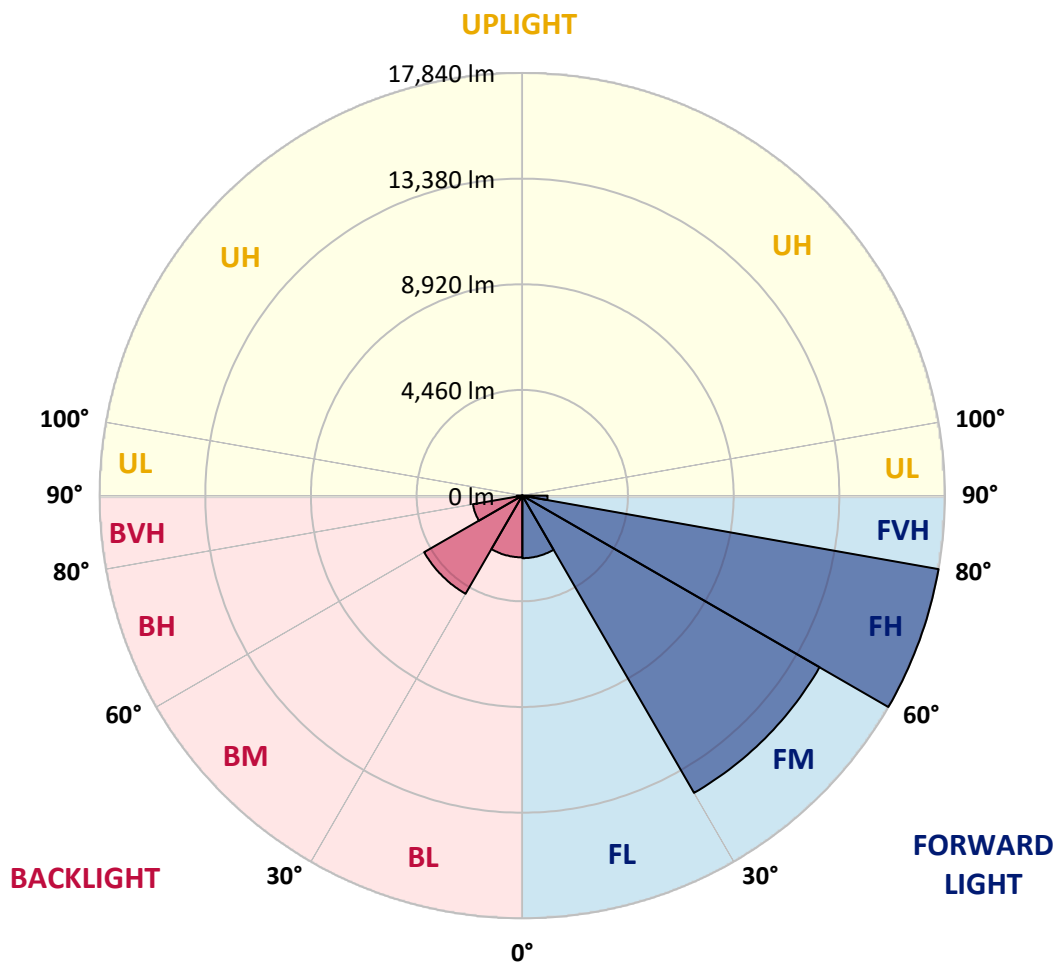
CATALOG NUMBER: GLAN-SA6D-760-U-T4FT

LUMINAIRE CLASSIFICATION SYSTEM LUMEN TABLE AND BUG RATING:

Zone		Lumens	% Fixture	Zone Rating/Lumen Limit		
				B	U	G
FL	(0°-30°)	2638.5	5.8			
FM	(30°-60°)	14484.2	31.6			
FH	(60°-80°)	17839.5	39.0			G5
FVH	(80°-90°)	1069.2	2.3			G5
BL	(0°-30°)	2605.5	5.7	B4/5000		
BM	(30°-60°)	4783.6	10.5	B3/5000		
BH	(60°-80°)	2115.6	4.6	B3/2500		G3/2500
BVH	(80°-90°)	235.9	0.5			G3/500
UL	(90°-100°)	0.0	0.0		U0/0	
UH	(100°-180°)	0.0	0.0		U0/0	

BUG Rating: B4-U0-G5

Type IV Short





REPORT NUMBER: P455668
 CATALOG NUMBER: GLAN-SA6D-760-U-T4FT

CANDELA DISTRIBUTION (FULL):

	0°	5°	15°	25°	34°	35°	45°	55°	65°	75°	85°
0°	6988.5	6988.5	6988.5	6988.5	6988.5	6988.5	6988.5	6988.5	6988.5	6988.5	6988.5
2.5°	6458.5	6491.5	6509.2	6572.6	6587.8	6608.1	6661.4	6732.4	6823.7	6904.8	6975.8
5°	5920.9	5971.7	6002.1	6057.9	6166.9	6177.0	6319.0	6481.3	6666.4	6838.9	6980.9
7.5°	5411.3	5467.0	5492.4	5593.8	5738.4	5761.2	5969.1	6225.2	6534.6	6795.8	7013.8
10°	5028.4	5056.3	5112.0	5188.1	5360.5	5375.8	5647.1	5989.4	6390.0	6775.5	7069.6
12.5°	4820.4	4835.6	4848.3	4929.5	5099.4	5122.2	5406.2	5794.1	6275.9	6790.7	7160.9
15°	4850.9	4855.9	4800.1	4815.4	4952.3	4985.3	5266.7	5664.8	6204.9	6828.7	7297.8
17.5°	5107.0	5089.2	4952.3	4881.3	4977.6	4992.9	5238.8	5614.1	6172.0	6899.7	7439.8
20°	5510.1	5484.8	5249.0	5091.8	5147.5	5160.2	5330.1	5652.1	6204.9	7016.4	7660.4
22.5°	6012.2	6002.1	5644.5	5454.4	5451.8	5451.8	5540.6	5789.1	6303.8	7176.1	7891.2
25°	6714.6	6661.4	6194.8	5948.8	5880.4	5875.3	5865.1	6014.8	6430.6	7346.0	8165.1
27.5°	7434.8	7343.5	6927.6	6549.8	6402.7	6385.0	6319.0	6334.3	6592.9	7538.7	8477.0
30°	8081.4	8023.1	7632.6	7214.2	7039.2	6998.6	6816.0	6732.4	6864.2	7886.1	8974.0
32.5°	8575.8	8540.3	8236.1	7855.7	7597.1	7589.4	7323.2	7254.7	7287.7	8307.1	9542.0
35°	8976.5	8989.2	8834.5	8504.8	8208.2	8165.1	7987.6	7901.3	7805.0	8915.6	10257.0
37.5°	9524.2	9552.1	9542.0	9258.0	8895.4	8905.5	8864.9	8722.9	8466.8	9595.2	11050.7
40°	10127.7	10148.0	10145.5	10036.4	9846.2	9856.4	9841.2	9678.9	9296.0	10459.9	11933.2
42.5°	10962.0	10865.6	10614.6	10723.6	10835.2	10883.4	10987.3	10832.6	10307.8	11382.9	12762.3
45°	11895.1	11712.5	11144.5	11195.3	11608.6	11699.9	12272.9	12059.9	11405.7	12442.8	13738.6
47.5°	12483.4	12303.4	11824.1	11814.0	12361.7	12450.4	13464.7	13386.1	12404.8	13586.5	14930.4
50°	13008.3	12983.0	12442.8	12572.2	13107.2	13239.1	14763.0	14689.5	13401.3	14935.5	16228.7
52.5°	13786.8	13581.4	13150.3	13416.6	14124.0	14296.5	16051.2	15835.7	14316.7	16127.3	17488.9
55°	14136.7	14088.5	14063.2	14293.9	15265.1	15389.4	17303.8	16809.4	15097.8	17136.5	18447.5
57.5°	15072.4	14983.6	15234.7	15391.9	16609.0	16799.2	18612.3	17826.2	15782.4	17937.8	18914.0
60°	16284.5	16236.3	16467.0	16751.0	18110.2	18399.3	20103.3	18693.4	16332.7	18341.0	18657.9
62.5°	18095.0	18089.9	18046.8	18655.4	20237.7	20503.9	21814.9	19537.8	16418.9	18039.2	17334.3
65°	20691.6	20600.3	20225.0	20889.4	22885.0	23196.9	23597.5	20009.5	15899.0	16489.9	14595.7
67.5°	23407.3	23402.3	23098.0	23960.1	26686.1	27008.1	25826.4	19905.5	14456.2	13358.2	10366.1
70°	25659.1	25550.0	25938.0	28235.4	31542.0	31914.7	27776.4	18680.7	11514.8	8821.8	6159.3
72.5°	26199.2	26204.3	27010.6	31531.8	36205.2	36263.5	28478.8	15140.9	7706.1	4866.1	3080.9
74°	24535.7	24578.9	25829.0	31696.7	37074.9	36811.2	26683.5	11900.2	5210.9	3177.3	2221.3
75°	22395.6	22124.3	23932.2	30598.7	36172.2	35888.2	24581.4	9549.6	3976.0	2538.3	1944.9
77.5°	11973.7	12250.1	15039.4	22834.3	29386.6	29059.5	16667.4	4579.5	2147.8	1767.4	1399.7
80°	4262.6	4701.2	6608.1	11948.4	18840.5	18941.9	7954.6	2099.6	1511.3	1303.4	988.9
82.5°	1739.5	1787.7	2837.5	5302.2	9567.3	9658.6	3248.3	1247.6	1080.2	897.6	590.8
85°	679.6	699.9	1255.2	2383.6	4082.5	4348.8	1123.3	659.3	664.4	514.8	301.8
87.5°	228.2	258.6	514.8	793.7	1387.0	1359.2	327.1	195.3	238.4	223.1	93.8
90°	0.0	0.0	0.0	0.0	0.0	0.0	0.0	0.0	0.0	0.0	0.0



REPORT NUMBER: P455668

CATALOG NUMBER: GLAN-SA6D-760-U-T4FT

CANDELA DISTRIBUTION (continued):

	90°	95°	105°	115°	125°	135°	145°	155°	165°	175°	180°
0°	6988.5	6988.5	6988.5	6988.5	6988.5	6988.5	6988.5	6988.5	6988.5	6988.5	6988.5
2.5°	7011.3	7059.5	7092.4	7127.9	7160.9	7171.1	7163.4	7186.3	7188.8	7191.3	7193.9
5°	7051.9	7117.8	7181.2	7216.7	7231.9	7219.2	7176.1	7153.3	7133.0	7117.8	7122.9
7.5°	7107.7	7201.5	7259.8	7275.0	7234.4	7176.1	7069.6	6985.9	6932.7	6897.2	6894.7
10°	7193.9	7285.2	7333.3	7290.2	7178.7	7036.7	6869.3	6712.1	6592.9	6557.4	6554.9
12.5°	7302.9	7406.9	7404.3	7277.6	7082.3	6828.7	6557.4	6374.8	6212.5	6131.4	6164.4
15°	7444.9	7523.5	7450.0	7221.8	6912.4	6565.0	6230.3	5981.8	5799.2	5713.0	5718.1
17.5°	7609.7	7678.2	7482.9	7122.9	6674.0	6227.8	5839.8	5604.0	5459.4	5396.0	5391.0
20°	7815.1	7835.4	7482.9	6950.4	6367.2	5834.7	5464.5	5299.7	5218.5	5185.6	5195.7
22.5°	8035.7	7995.2	7442.4	6707.0	5964.0	5423.9	5175.4	5101.9	5061.3	5056.3	5061.3
25°	8284.2	8170.1	7358.7	6377.4	5543.1	5068.9	4924.4	4937.1	4944.7	4944.7	4962.4
27.5°	8588.5	8360.3	7219.2	5961.5	5051.2	4739.3	4698.7	4787.5	4828.0	4835.6	4848.3
30°	8989.2	8568.2	6988.5	5441.7	4632.8	4442.6	4513.6	4632.8	4678.4	4706.3	4701.2
32.5°	9465.9	8796.5	6676.6	4921.9	4295.5	4234.7	4320.9	4442.6	4493.3	4508.5	4488.2
35°	10026.3	9055.1	6265.8	4435.0	4001.4	4036.9	4138.3	4176.4	4222.0	4222.0	4232.1
37.5°	10629.8	9263.0	5763.7	3988.7	3773.2	3902.5	3976.0	3940.5	3920.2	3894.9	3907.6
40°	11243.4	9417.7	5112.0	3547.5	3545.0	3763.0	3783.3	3681.9	3600.7	3575.4	3562.7
42.5°	11778.5	9514.1	4523.7	3205.2	3329.4	3626.1	3641.3	3479.0	3349.7	3273.6	3248.3
45°	12409.9	9625.6	3948.1	2921.2	3129.1	3517.1	3555.1	3337.0	3146.8	2987.1	2946.5
47.5°	13274.6	9879.2	3494.2	2700.6	2984.6	3448.6	3501.8	3220.4	2969.3	2761.4	2728.4
50°	14250.8	10226.6	3141.8	2550.9	2873.0	3387.7	3453.7	3101.2	2804.5	2573.8	2548.4
52.5°	15145.9	10414.3	2837.5	2416.6	2763.9	3276.2	3390.3	3015.0	2642.2	2386.1	2363.3
55°	15635.3	10110.0	2538.3	2284.7	2614.3	3131.6	3301.5	2895.8	2485.0	2287.2	2254.3
57.5°	15701.3	9481.1	2266.9	2142.7	2457.1	2954.1	3136.7	2751.3	2383.6	2218.8	2190.9
60°	15191.6	8542.9	2056.5	2026.1	2297.4	2753.8	2951.6	2624.5	2279.6	2142.7	2114.8
62.5°	13923.7	7523.5	1909.4	1919.5	2135.1	2543.3	2814.7	2502.8	2180.7	2059.0	2033.7
65°	11743.0	6210.0	1767.4	1810.5	1990.6	2378.5	2690.4	2401.3	2081.8	1995.6	1972.8
67.5°	8157.5	4483.2	1650.8	1696.4	1853.6	2211.2	2545.9	2292.3	1970.3	1924.6	1889.1
70°	4516.1	2758.9	1513.8	1567.1	1711.6	2023.5	2383.6	2127.5	1808.0	1787.7	1737.0
72.5°	2373.4	1757.3	1359.2	1417.5	1518.9	1782.6	2135.1	1947.4	1648.2	1562.0	1496.1
74°	1853.6	1440.3	1255.2	1316.0	1384.5	1640.6	1988.0	1818.1	1534.1	1432.7	1382.0
75°	1615.3	1283.1	1166.4	1245.0	1305.9	1544.3	1873.9	1726.8	1470.7	1374.4	1328.7
77.5°	1141.1	961.0	953.4	1047.3	1080.2	1354.1	1688.8	1572.2	1311.0	1209.5	1166.4
80°	801.3	720.1	755.6	814.0	859.6	1196.9	1567.1	1359.2	1075.2	956.0	940.8
82.5°	522.4	471.6	540.1	593.4	608.6	882.4	1265.3	1032.0	783.5	636.5	590.8
85°	240.9	235.8	309.4	301.8	299.2	431.1	750.6	603.5	451.4	337.3	317.0
87.5°	60.9	58.3	76.1	63.4	76.1	65.9	68.5	17.8	2.5	0.0	0.0
90°	0.0	0.0	0.0	0.0	0.0	0.0	0.0	0.0	0.0	0.0	0.0

(END OF REPORT)